



PATRICK HENRY MALL NEWPORT NEWS, VA

PREIT[®]

PATRICK HENRY MALL

Dominant enclosed shopping center on the Hampton Roads peninsula and only enclosed mall between Norfolk and Richmond.

I-64, the region's main highway, has an average daily traffic of 200,000.

Seven military installations employ approximately 150,000 active duty and civilian personnel within the department of defense in Hampton Roads with a total population of 1.6 million.

37,000+ high school and college students within 15 miles.

Huntington Ingalls industries with 25,000 employees and Riverside Medical Center with over 10,000 employees contribute to a daytime population of 655,000+ within trade area.

48 hotels with 4,136 rooms support 270 million tourism industry in Newport News, VA.

Only Dillard's and Macy's on the Hampton Roads peninsula.



CENTER SIZE
717,000 sf

INLINE GLA
297,000 sf

FOOD COURT
10 Units

YEAR OPENED
1987

YEAR REDEVELOPED
2006

ANCHORS & JUNIOR ANCHORS

Dillard's	145,000 sf
Macy's	140,000 sf
JCPenney	85,000 sf
DICK's Sporting Goods	50,000 sf
H&M	21,000 sf
Forever 21	20,000 sf
Tilt Studio	20,000 sf

RESTAURANTS & OUTPARCELS

Red Robin	7,800 sf
Twisted Crab	4,900 sf
Chipotle	2,500 sf

FEATURED RETAILERS

erie	rue21
American Eagle Outfitters	Tillys
Bath & Body Works	Vans
BoxLunch	Victoria's Secret/PINK
Cotton On	White Barn Candle Co.
Express	Yankee Candle
Finish Line	Zales
Helzberg Diamonds	Zumiez
Lovisa	
PANDORA	

PATRICK HENRY MALL

Located off I-64
exit 255A East
12300 Jefferson Avenue
Newport News, VA 23602

POPULATION

658,921

HOUSEHOLDS

263,506

AVERAGE HHI

\$100,532

% OF HOUSEHOLDS WITH INCOMES >75K

49%

AVERAGE HOME VALUE

\$336,212

MEDIAN AGE

39.0

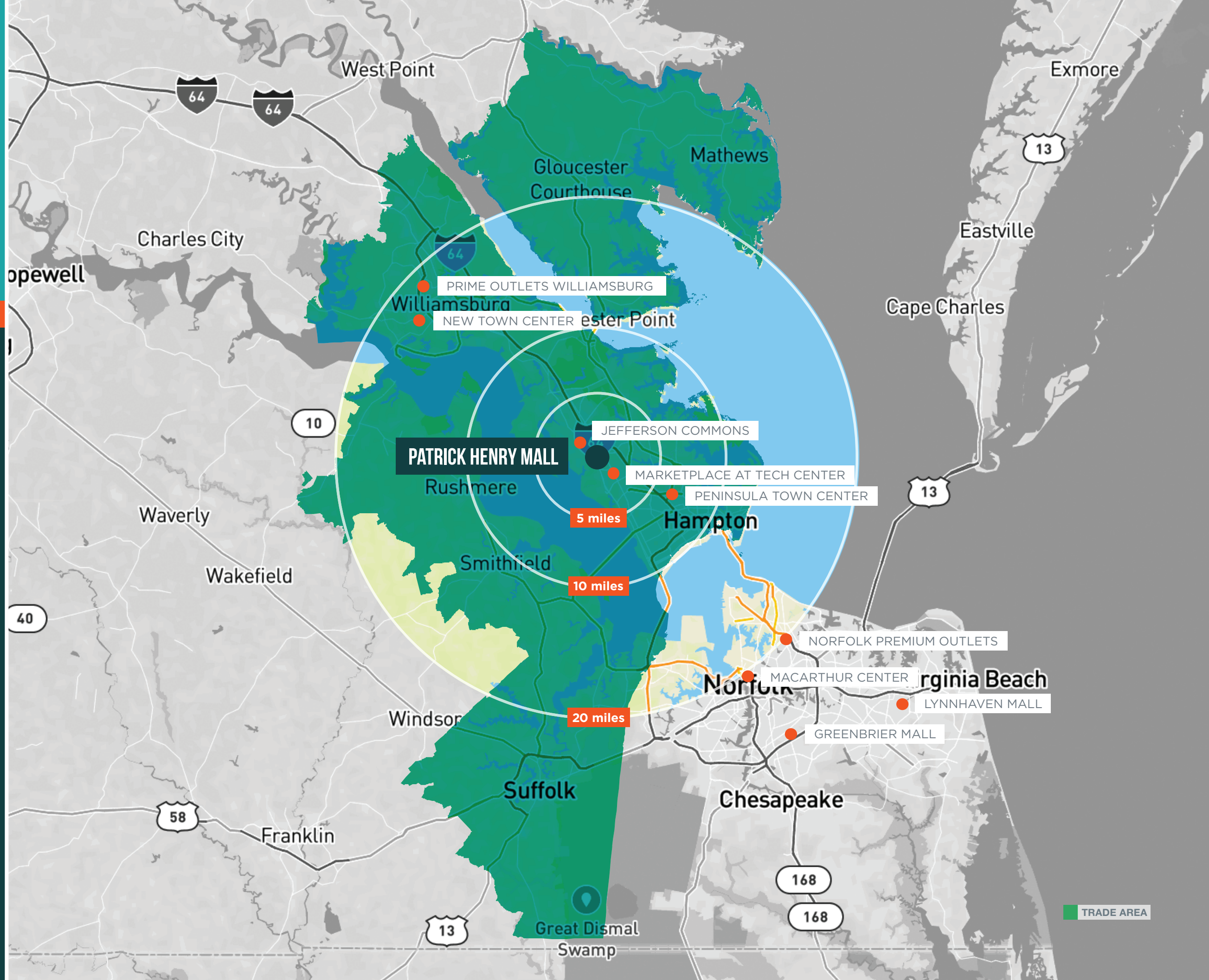
TOTAL BUSINESSES

18,694

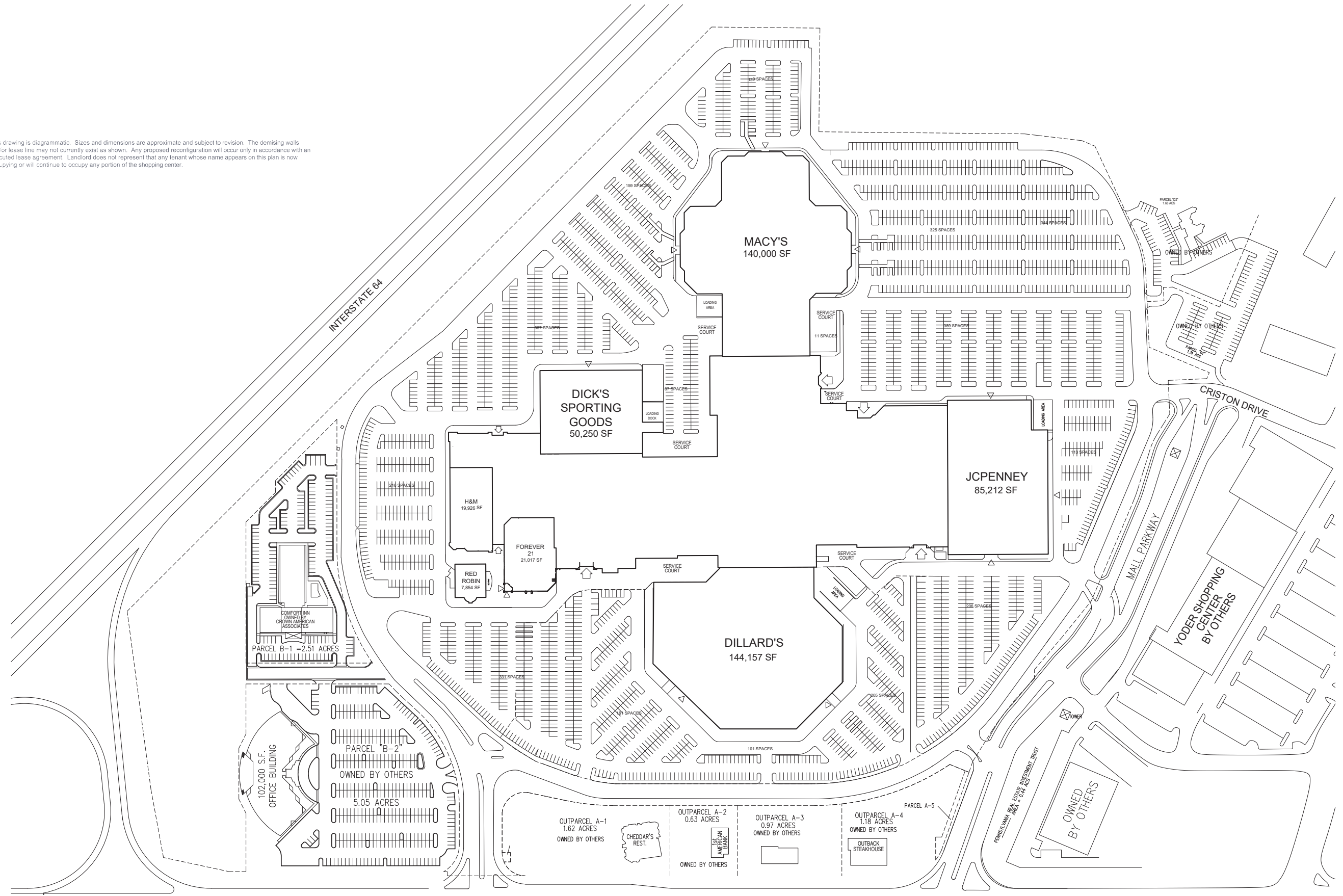
DAYTIME POPULATION

655,107

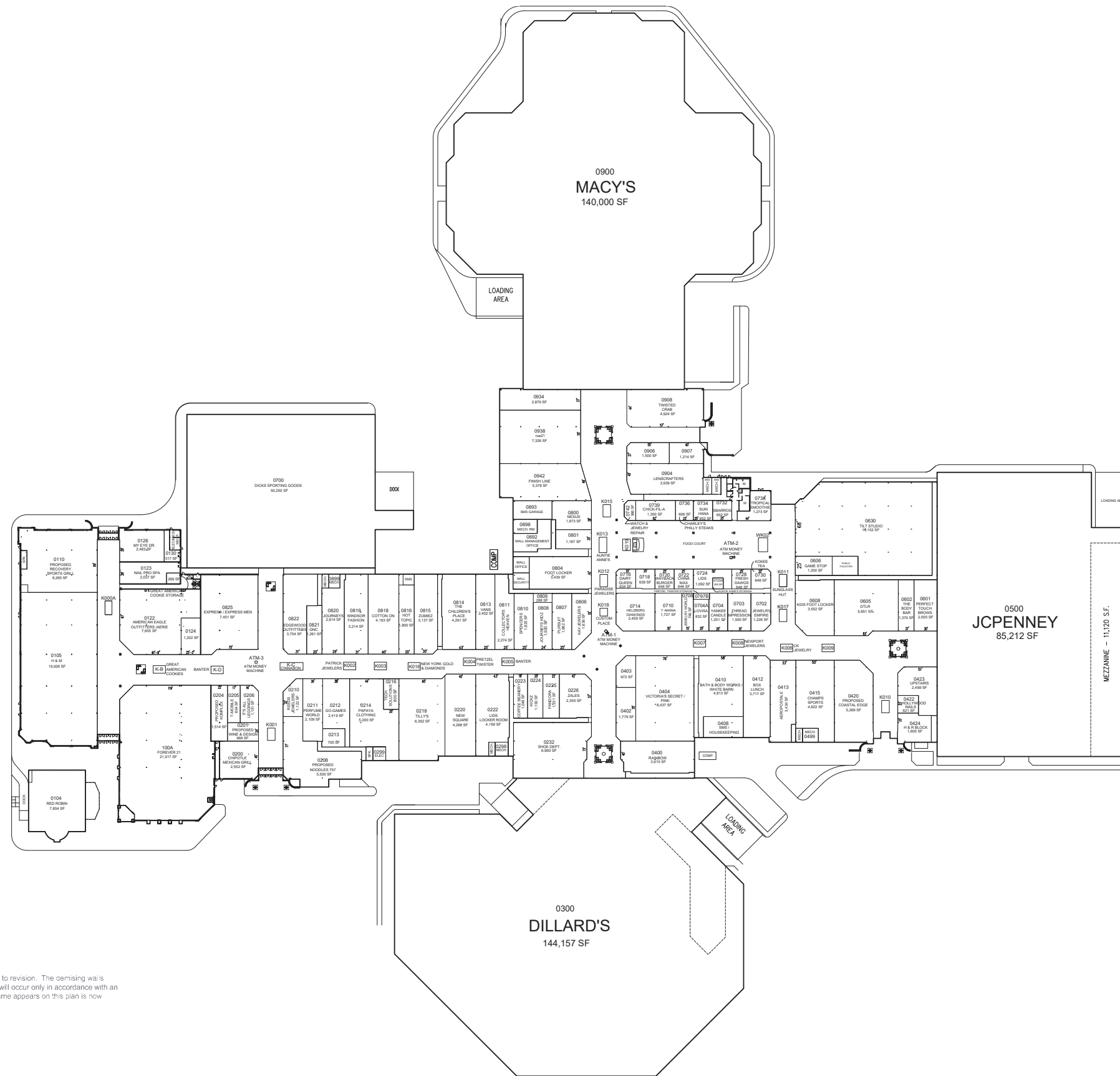
Source: ESRI 2022



This drawing is diagrammatic. Sizes and dimensions are approximate and subject to revision. The demising walls and/or lease line may not currently exist as shown. Any proposed reconfiguration will occur only in accordance with an executed lease agreement. Landlord does not represent that any tenant whose name appears on this plan is now occupying or will continue to occupy any portion of the shopping center.



JEFFERSON AVENUE (VA RTE. 143)



This drawing is diagrammatic. Sizes and dimensions are approximate and subject to revision. The demising walls and/or lease line may not currently exist as shown. Any proposed reconfiguration will occur only in accordance with an executed lease agreement. Landlord does not represent that any tenant whose name appears on this plan is now occupying or will continue to occupy any portion of the shopping center.